



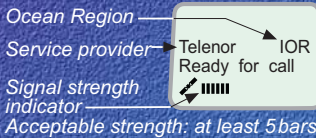
# Nera F33 - Brief Operating Instruction



## Switching ON

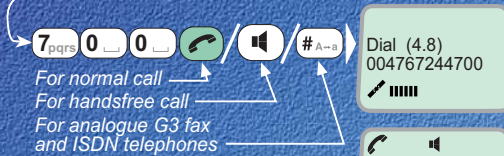
- 1 Insert SIM card (if used).
- 2 Set the **Power ON/OFF** switch on the upper end of the Main Communication Unit to ON. The power indicator lights up.
- 3 Enter SIM code (if SIM card is used)
- 4 Nera F33 starts up. It automatically initializes the system and searches for the satellite.

When idle, the Nera ISDN Hand-set displays:

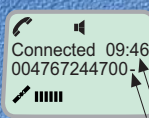
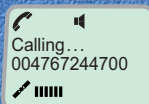
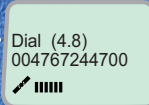


## Making a call

- 1 Dial 00, country code and subscriber number, e.g.:

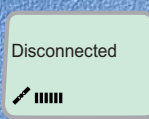


- When entered, the display reads:
- When the remote end answers, the display reads: *The timer starts.*



Dash separates additional dialing  
Timer, minutes:seconds

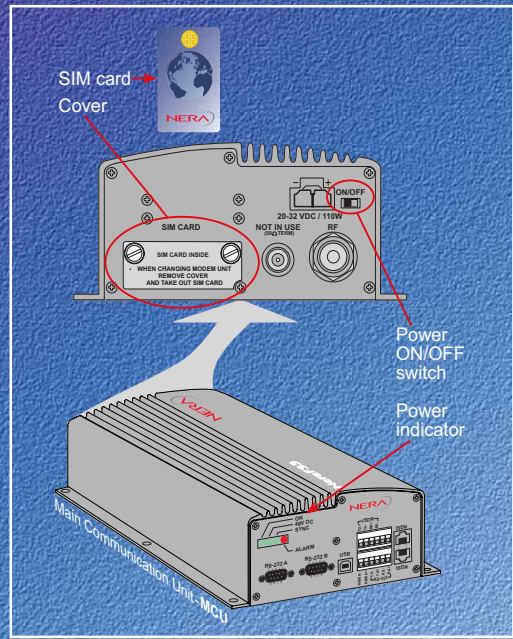
- 2 End the call by pressing hook ON/OFF, or replacing the handset in the cradle.



Use DEL to modify entries: **DEL** pressing DEL once, erases one digit. Holding the key more than 0.5 second erases the whole number. Use the handsfree key to toggle the loudspeaker ON/OFF.

### Alternative dialing:

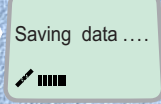
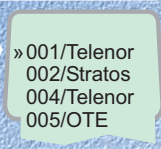
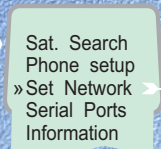
Press call key or speaker key to get the dialing tone, then dial the number as described above.



## Changing Net service provider

The Net service provider can only be selected for the Ocean Region in use. The selected Net service provider is stored in the Nera F33 memory:

- 1 Open the **MENU** and scroll down to **Set Network**.
- 2 Scroll down to the required Net service provider:
- 3 Store the new Net service provider for the current Ocean Region:





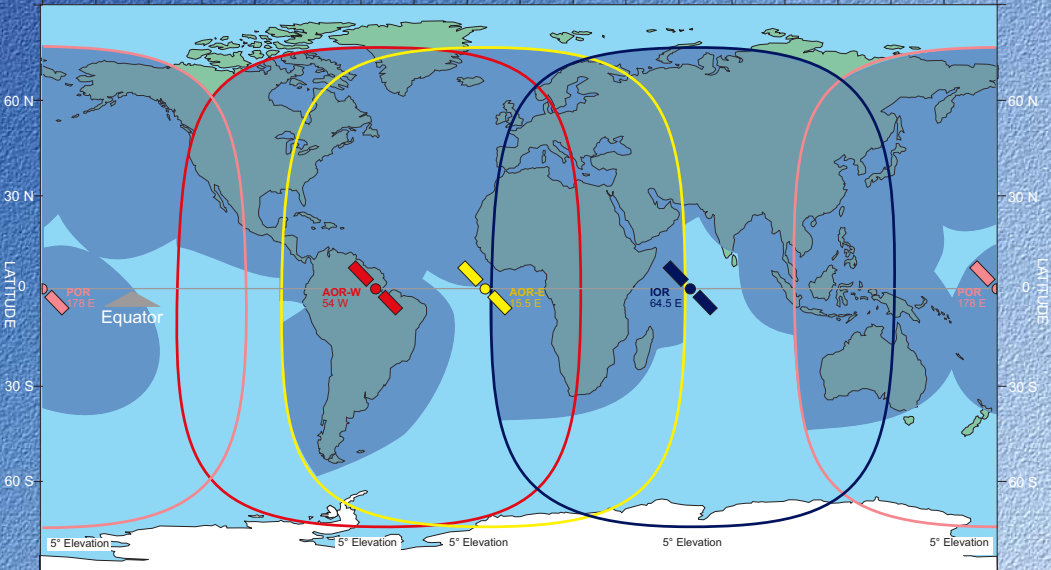
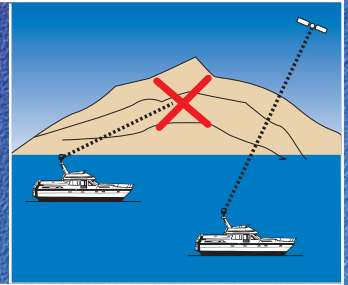
# Nera F33 - Brief Operating Instruction



Nera F33 provides communication with the public telephone network via **satellite**, which requires **free line of sight**.

Four satellites are positioned stationary above **equator**. The satellites provide the coverage shown on the map below.

Nera F33 searches **any Inmarsat satellite** as default.



See also **Nera F33 - Getting Started**.  
The CD enclosed with the manual contains the Nera F33 vLite Marine monitoring and configuration program.

